



# CCC Degree Planning Tool

Self Service is a planning tool used by Clackamas Community College students to see what courses are required for a specific degree, and to register for those classes. If you are in the Expanded Options program at CCC, this is a great tool to help you plan and register! If you are in one of our other programs through High School Connections, you can use Self-Service to look at how credits you've already earned would fit into a degree, as well as explore CCC degree options and required courses.

## What can you use Self-Service for?

**Explore** different CCC degree options and requirements

**Understand** how the college classes you are taking in high school fit into CCC degrees

**Plan** for classes for future terms at CCC

To use Self-Service to explore degree options:



**Log in to myClackamas** ([my.clackamas.edu](http://my.clackamas.edu))

Your username and password is the same as your CCC email account. Click 'Classes' in the sidebar, and click 'Class Registration' to be taken to Self Service.

The screenshot shows the myClackamas student portal interface. On the left sidebar, the 'Classes' menu is expanded, and 'Class Registration' is highlighted with a red box and an arrow. The main content area features the Clackamas Community College logo and 'Students' title. Below this, there are sections for 'Student News' (with items like 'Earn tuition waivers as a peer assistant!' and 'Chromebook rentals and returns for summer term') and 'Upcoming Dates' (with items like 'Summer Term Last Day Change Grade Option' and 'Summer Term Last Day Petition For Grad.').



CCC Degree  
Planning Tool









## You are now in Self Service. Select Student Planning

Hello, Welcome to Colleague Self-Service!

Choose a category to get started.

 <p><b>Financial Aid</b> Here you can access financial aid data, forms, etc.</p>	 <p><b>Student Planning</b> Here you can search for courses, plan your terms, and schedule &amp; register your course sections.</p>
 <p><b>Graduation Overview</b> Here you can view and submit a graduation application.</p>	 <p><b>Advising</b> Here you can access your advisees and provide guidance &amp; feedback on their academic planning.</p>


You are now in Student Planning, where you can plan look at your progress, and explore different degrees.

[Academics](#) · [Student Planning](#) · [Planning Overview](#)

### Steps to Getting Started


There are many options to help you plan your courses and earn your degree. Here are 2 steps to...

**1**



**View Your Progress**  
Start by going to My Progress to see your academic progress in your degree and search for courses.  
[Go to My Progress](#)

**2**



**Plan your Degree & Register for Classes**  
Next, take a look at your plan to see what you've accomplished and register your remaining classes toward your degree.  
[Go to Plan & Schedule](#)

Programs	Cumulative GPA	Progress
AA Degree, Oregon Transfer	(2,000 required)	<div style="width: 100%; height: 15px; background-color: #ccc;"></div>
Community Education		<div style="width: 100%; height: 15px; background-color: #ccc;"></div>
<b>High School Student (Pre-College)</b>		<div style="width: 100%; height: 15px; background-color: #ccc;"></div>

You will most likely see your program listed as "High School Student (Pre-College)". If you are pursuing a degree or certificate at CCC (i.e. AAOT) the program on your record will also appear.

If you have completed credits through CCC, your progress bar will show green, with a number of credits earned showing up in the green bar:


<
>

High School Student (Pre-College)

(1 of 1 programs)

View a New Program

Load Sample Course Plan



### At a Glance

<b>Cumulative GPA:</b>	3.875
<b>Institution GPA:</b>	3.875 (0.000 required)
<b>Degree:</b>	No Award
<b>Majors:</b>	None
<b>Departments:</b>	Curriculum and Scheduling
<b>Catalog:</b>	2018
<b>Anticipated Completion Date:</b>	6/14/2019

**Description**  
ACC & other HS students taking college courses

**Program Notes**  
[Show Program Notes](#)

**Progress**

**Program Completion must be verified by the Registrar.**

<b>Total Credits</b>	<div style="width: 100%; height: 15px; background-color: #00b050; position: relative;"> <span style="position: absolute; top: -10px; left: 50%; transform: translate(-50%, -100%);">50</span> <span style="position: absolute; top: -10px; right: 0;">14</span> </div>	120 of 45
<b>Total Credits from this School</b>	<div style="width: 100%; height: 15px; background-color: #00b050; position: relative;"> <span style="position: absolute; top: -10px; left: 50%; transform: translate(-50%, -100%);">45</span> <span style="position: absolute; top: -10px; right: 0;">14</span> <div style="width: 100%; height: 15px; background-color: #f0e68c; position: absolute; top: 0; right: 0;"></div> </div>	115 of 0

There is also a list below that will show you what classes you have earned credit for, and what grade you have; similar to an unofficial transcript!

### Requirements

Credit

Complete the following item. ✓ 1 of 1 Completed. [Show Details](#)

### Other Courses

Status	Course	Grade	Term	Credits
✓ Completed	<a href="#">BT-120</a> Personal Keyboarding	A	2010/WI	2
✓ Completed	<a href="#">WR-122</a> English Composition	A	2012/SU	4
✓ Completed	<a href="#">PSY-219</a> Intro to Abnormal Psychology	A	2012/FA	4
✓ Completed	<a href="#">MTH-244</a> Statistics II	A	2012/FA	4
✓ Completed	<a href="#">ASC-200</a> Integrated Science Inquiry	B	2012/FA	4



If you want to see how the credits you've earned go to different degrees at CCC, click "Go to my Progress"

### Steps to Getting Started

There are many options to help you plan your courses and earn your degree. Here are 2 steps t...

**1**

**View Your Progress**

Start by going to My Progress to see your academic progress in your degree and search for courses.

[Go to My Progress](#)

**2**

**Plan your Degree & Register for Classes**

Next, take a look at your plan to see what you've accomplished and register your remaining classes toward your degree.

[Go to Plan & Schedule](#)

Programs	Cumulative GPA	Progress
AA Degree, Oregon Transfer	(2,000 required)	<input type="text"/>
Community Education		<input type="text"/>
High School Student (Pre-College)		<input type="text"/>





Once you're on the "My Progress" page, you can "View a New Program" to see how your courses fit into different degrees at CCC!\*

My Progress Search for courses...

< > High School Student (Pre-College)  
 (3 of 3 programs)
 View a New Program
Load Sample Course Plan
Print

**At a Glance**

<b>Cumulative GPA:</b>	(0.000 required)
<b>Institution GPA:</b>	(0.000 required) (0.000 required)
<b>Degree:</b>	No Award
<b>Majors:</b>	None
<b>Departments:</b>	Curriculum and Scheduling
<b>Catalog:</b>	2016
<b>Anticipated Completion Date:</b>	1/27/2020

**Description**  
ACC & other HS students taking college courses

**Program Notes**  
[Show Program Notes](#)

**Requirements**

Program Completion must be verified by the Registrar.

<b>Progress</b>	
<b>Total Credits</b>	0 of 45
<b>Total Credits from this School</b>	0 of 0

\*NOTE: In order to have your degree officially changed on your student record, please contact [hsconnections@clackamas.edu](mailto:hsconnections@clackamas.edu) to have the Academic & Career Coach update your degree.



**CCC Degree  
Planning Tool**



**Clackamas  
Community College**